

Parental controls guide

Sarahah

Parental Controls information

Type of guide

Social media privacy guides

Features and Benefits

Due to the nature of the anonymous social media app and the lack of safety settings, we would recommend that children under 17 years old not use Sarahah. However, if your child is using the app, there are a couple of basic privacy settings you can enable.

What specific content can I restrict?



Privacy

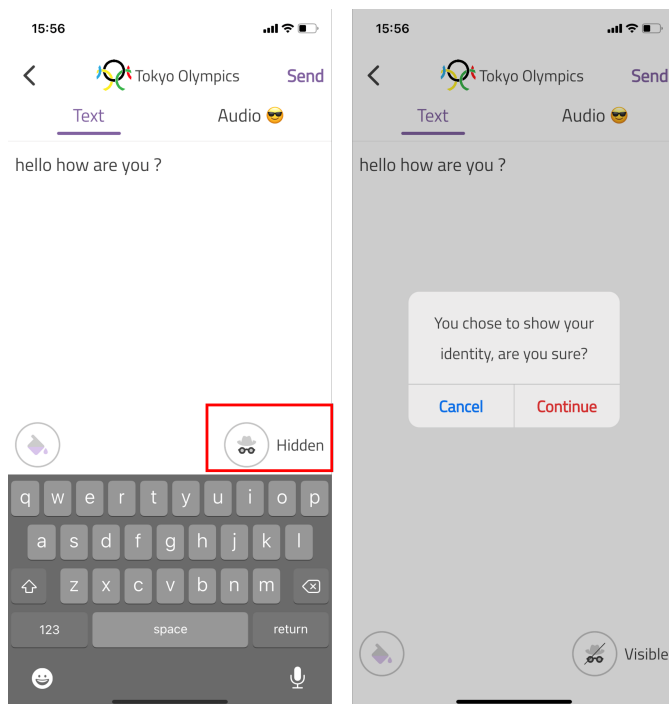
What do I need?

Access to the Sarahah app on a device

Sarahah



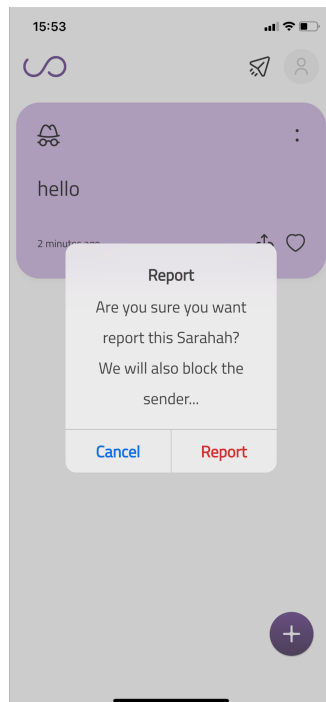
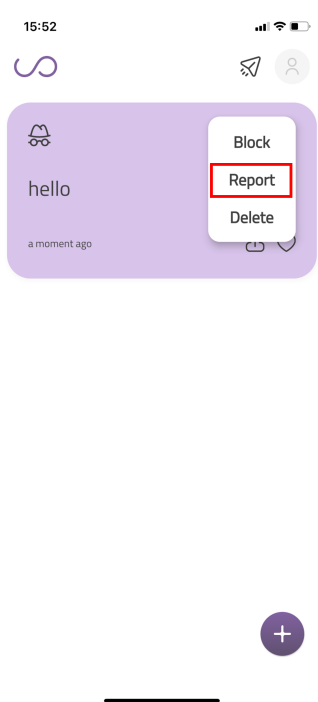
Hide/Show your identity You can choose to hide or show your identity when you receive or send messages in the app. Step 1 – Open a message and tap ‘Hidden’. Step 2 – Tap ‘Continue’. Your identity is no longer visible and the sender will not see who you are. To show your identity, simply repeat the same steps above.



Sarahah



Report a user Step 1 - Go the message of the user you want to block and tap the three dots. Step 2 - Tap 'Report' then 'Report' again and follow the on screen prompts.



Sarahah



Block a user Step 1 - Go the message of the user you want to block and tap the three dots. Step 2 - Tap 'Block' then 'Block' again.

